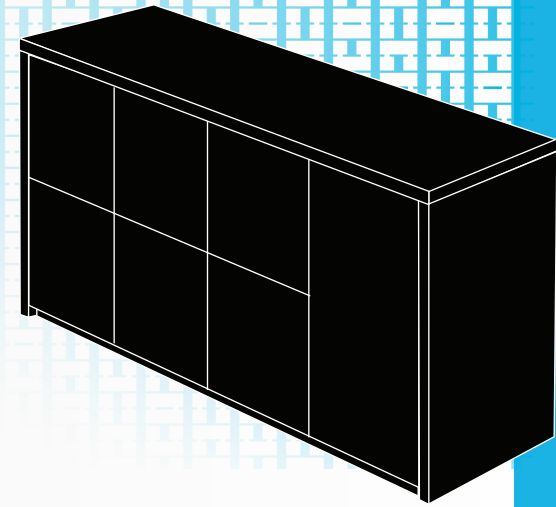




# Workplace End-Cap Design



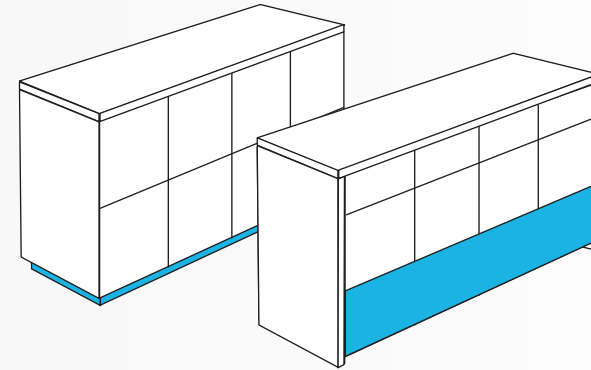
## Designing with **purpose**

By taking basic fundamentals of a locker, and elevating it with design and user experience – we can create a beautiful, functional locker that will bring joy to the user and insights into how your smart building is utilized.

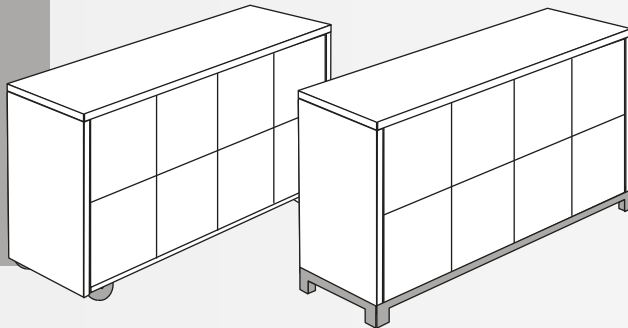
### THE BASE

Designing from the bottom up — Bases allow for various heights to address needs of accessibility, modularity and additional storage.

**Standard Base:** Standard heights range from 2", 4", 6", 8", 12" and 18". Custom heights available on inch-increments from 2" to 18" high.

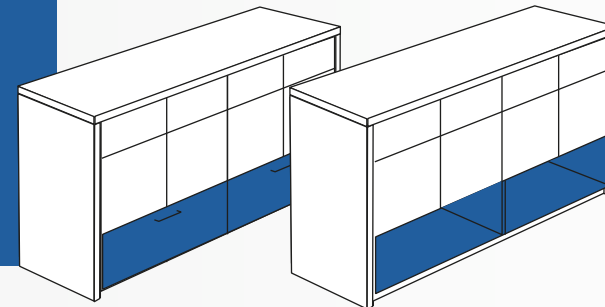


### CASTERS & LEGS

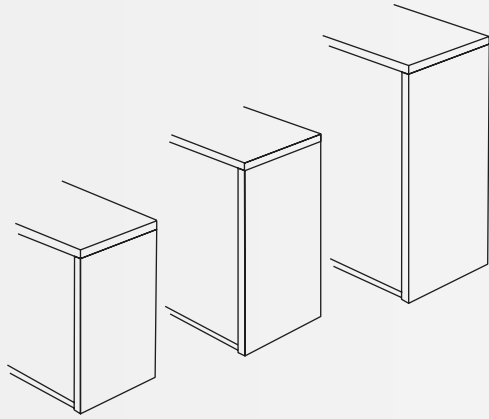


Create a modular design by adding casters or legs to the base of the end-cap and easily relocate as office design evolves.

### DRAWERS & CUBBIES



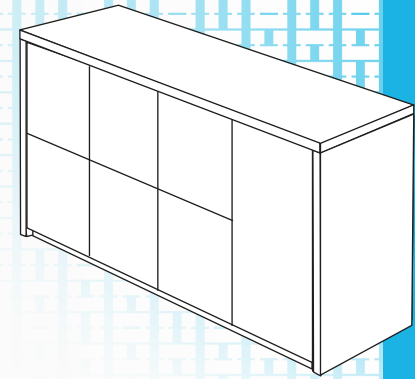
Maximize storage space in the base by adding drawers that can be lockable or open cubbies. Drawer widths range from 15" to 42" wide.



## END-CAP HEIGHTS

Design with any of the base heights or modular and storage solution bases for industry standard heights:

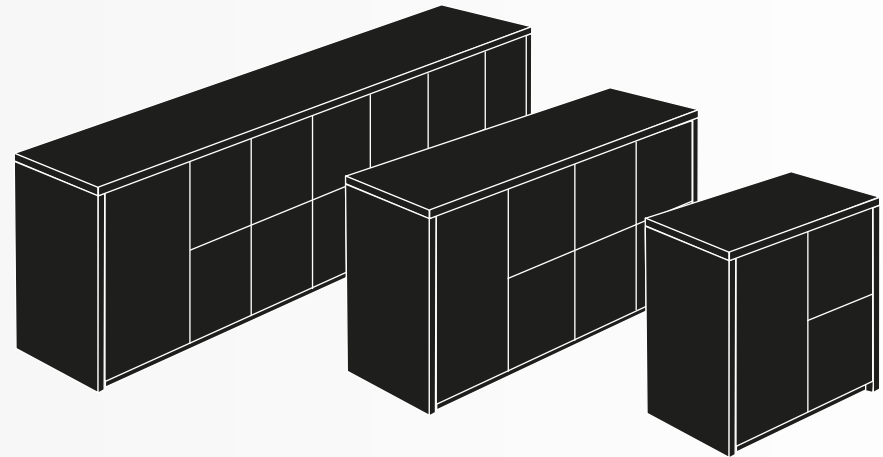
- Bar Height — 42"
- Counter Height — 34"
- Work Surface Height — 29.5"



## END-CAP DEPTHS & LENGTHS

End-caps are single-sided with lockers or storage. Typical locker depths range from 15", 18", or 20" (standard sizes). Custom sizes are available on one-inch increments ranging from 12" to 24" deep.

Design the end-cap to fit within the space you need from a double-column end-cap to however many columns fit in the space.



## LOCKER SIZES

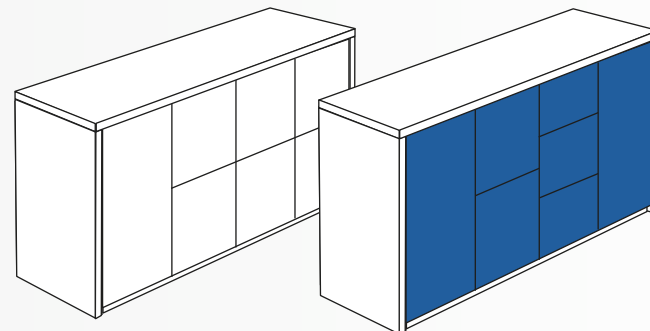
### STANDARD SIZES\*

Custom Sizes Available

WIDTH	DEPTH	HEIGHT
12"	15"	36"
15"	18"	40"
18"	20"	

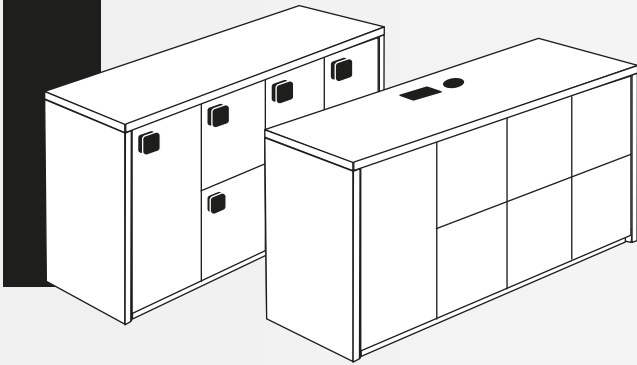
\*Custom sizes available on inch-increments. Custom widths and depths range from 12" to 24" wide columns. Custom heights from 28" to 42" high. Does not include height of base.

Locker openings can be a variety of dimensions within the same end-cap. Providing convenient temporarily storage regardless of what users have with them that day.



Incorporate drawers with smart locks as an alternative option to doors.

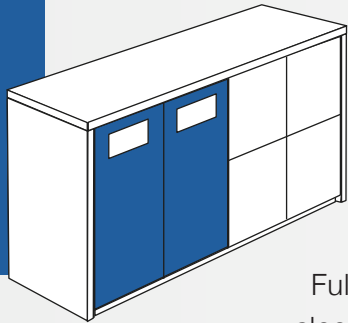
## SMART LOCK OPTIONS



Wireless and wired smart locks create a streamlined user experience using an RFID badge, smartphone, or wearable. Smart locks provide ultimate flexibility that allow lockers to be assigned-, unassigned-use, or a mix of both. Easy cleanability. Total visibility, management, insight into locker usage, and much more.

Wired smart lockers have no lock mounted to the door and have a centralized reader mounted to the work surface, end cap, or service locker of the island. Wireless smart lockers have a lock mounted to every door with a back-up pinpad to access lockers.

## RECYCLE & TRASH

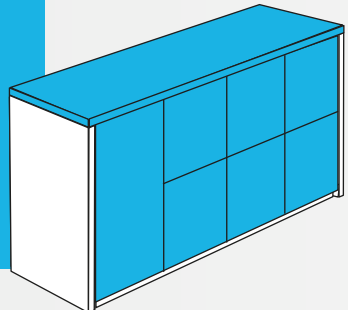


Incorporate recycle and trash receptacles in the end-caps to create a cohesive design that compliments your space.


Each cut-out represents different content that's able to be disposed. The openings can be different shapes, flap-doors, and/or defined with the help of vinyl labeling.

Full-overlay doors, with concealed hinges and push latches, create a sleek design.

## WORK SURFACES & MATERIALS



Consider work surface materials that enhance your design and encourage collaboration. Countertops can be designed with writeable finishes, such as whiteboard laminate. Nonporous material, such as solid surface, offer a smooth, easy to clean surface. Or alternative door materials can even disguise the lockers.

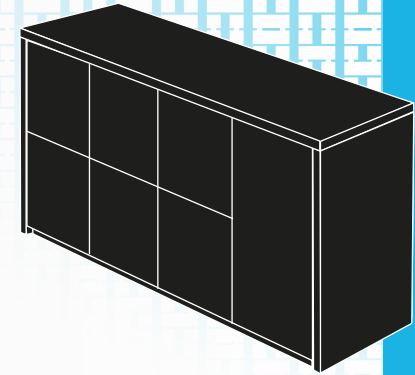


## BIOPHILIA

Consider incorporating planter boxes into your end-cap design. Bring the outdoors in and enhance the well-being and creativity of those that are in those spaces.

# Workplace End-Cap Design

Designing with **purpose**



	Islands	Wall Lockers	Zone Dividers	End Cap Lockers	Exchange Lockers
Bases	X	X	X	X	X
Casters & Legs	X		Legs	X	
Drawers & Cubbies	X	X	X	X	X
Different-Sized Locker Openings	X	X	X	X	X
Open Cubbies / Passthu		Cubbies	X		
Drawers	X	X	X	X	X
Smart Locks	X	X	X	X	X
Cabinets	X	X	X	X	
Planter Boxes	X	X	X	X	
Stepped Lockers		X	X		X
Media Display		X	X		
Whiteboard/Chalkboard/Tackboard Panels		X	X		
Bench Seating		X	X		
Countertop Surfaces	X			X	
Countertop Surface with Seating	X				
Phonebooths		X	X		
Door Materials	X	X	X	X	X