


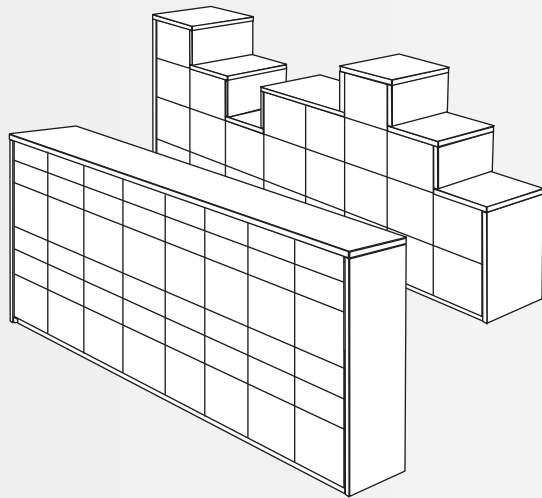


Workplace Exchange Locker Design



Designing with purpose

By taking basic fundamentals of a locker, and elevating it with design and user experience – we can create a beautiful, functional locker that will bring joy to the user and insights into how your smart building is utilized.



EXCHANGE LOCKER DESIGN

Don't let the function of the lockers limit your locker design. Break the perception that package lockers have to look like package lockers. The flexibility of smart lockers allows for an entire locker bank to be allocated to an exchange of goods or just a few columns. Or change how lockers are used as your needs change.

LOCKER SIZES

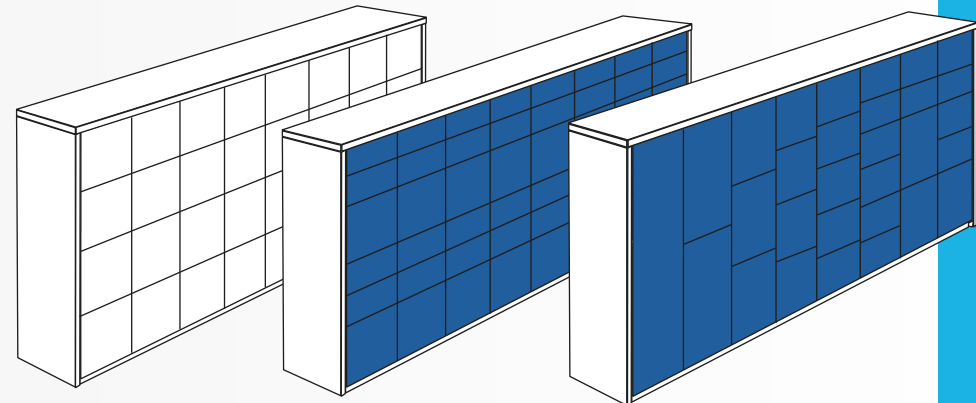
STANDARD SIZES*

Custom Sizes Available

WIDTH	DEPTH	HEIGHT
12"	15"	54"
15"	18"	68"
18"	20"	72"
		90"

*Custom sizes available. on inch-increments. Custom widths and depths range from 12" to 24" wide columns. Custom heights from 28" to 42" high. Does not include height of base.

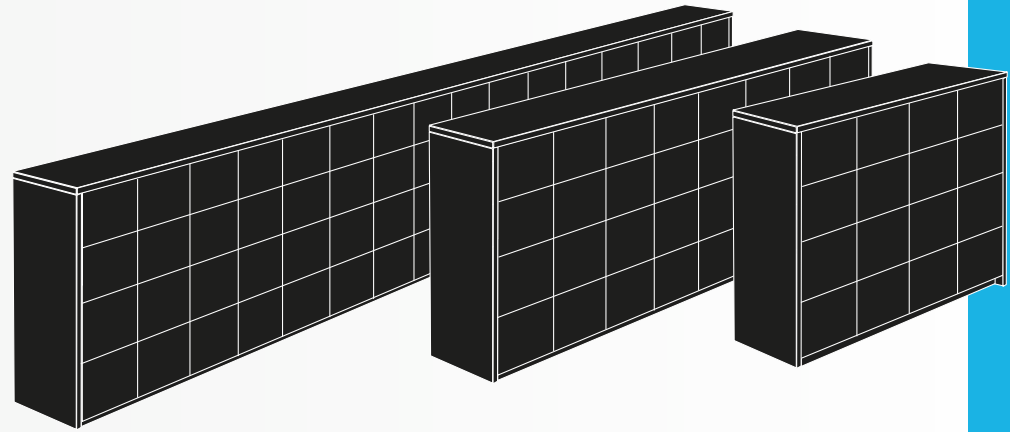
Design locker openings to be a variety of dimensions within the same locker bank. Temporarily store user's store belongings regardless of what they have with them that day.



Incorporate drawers with smart locks as an alternative option to doors.

EXCHANGE LOCKERS LENGTHS, HEIGHTS & DEPTHS

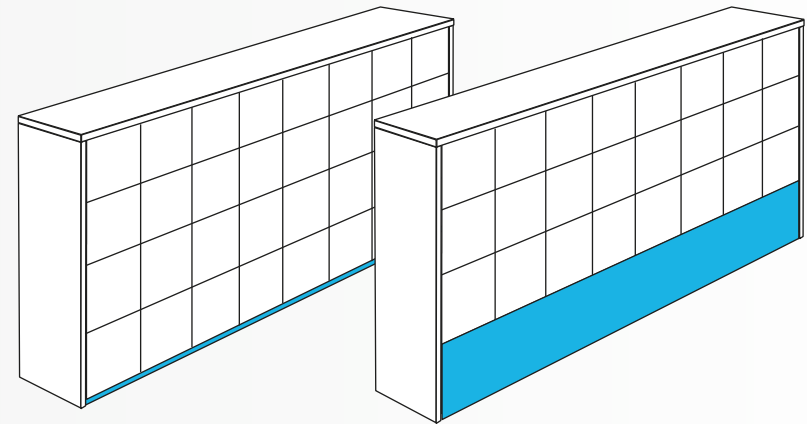
LENGTHS: With a minimum of one column to as many columns needed to fit in the space. Filler panels can be added to make it a perfect fit. **HEIGHTS:** Design for a typical modular wall configuration or a city-scape design with a varying heights of locker columns. **DEPTHS:** Exchange lockers can be single- or double-faced, or even pass through with a special configuration.



THE BASE

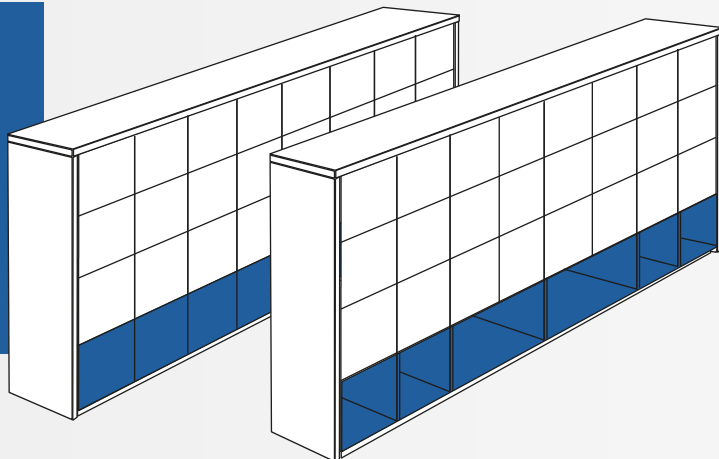
Designing from the bottom up — Bases allow for various heights to address needs of accessibility, modularity and additional storage.

Standard Base: Standard heights range from 2", 4", 6", 8", 12" and 18". Custom heights available on inch-increments from 2" to 18" high.



DRAWERS & CUBBIES

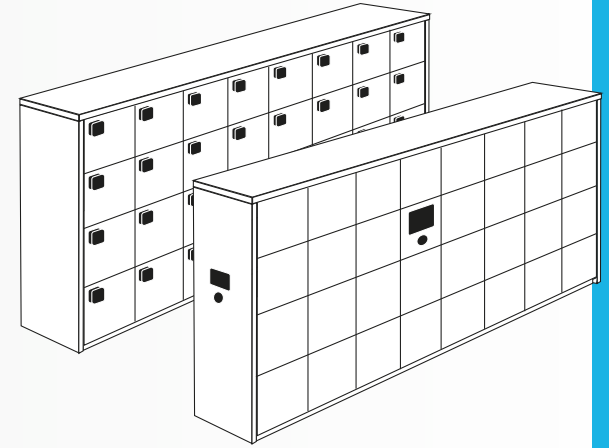
Maximize storage space in the base by adding drawers that can be lockable or open cubbies. Smart locker drawers that have no handles mounted to the face and pop open when unlocked. Drawer widths range from 15" to 42" wide.



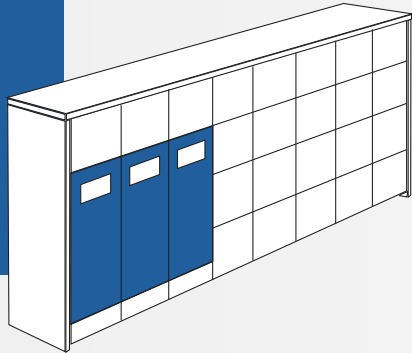
SMART LOCK OPTIONS

Wireless and wired smart locks create a streamlined user experience using an RFID badge, smartphone, or wearable. Smart locks provide ultimate flexibility that allow lockers to be assigned-, unassigned-use, or a mix of both. Easy cleanability. Total visibility, management, insight into locker usage, and much more.

Wired smart lockers have no lock mounted to the door and have a centralized reader mounted to the work surface, end cap, or service locker of the island. Wireless smart lockers have a lock mounted to every door with a back-up pinpad to access lockers.



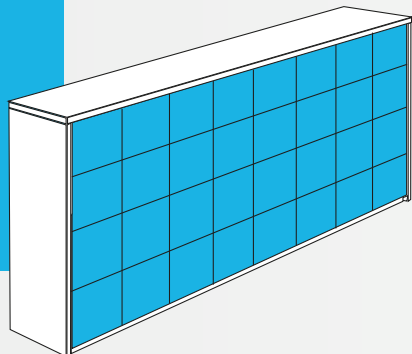
RECYCLE & TRASH



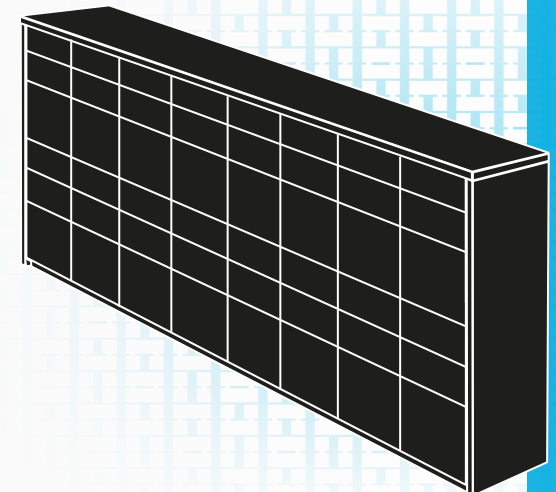
Incorporate recycle and trash receptacles in the zone divider design to create a cohesive design that compliments space. Each cut-out represents different content that's able to be recycled. The openings can be different shapes or flap-doors and defined with the help of vinyl labeling.

Full-overlay doors with concealed hinges and push latches create a sleek design.

WORK SURFACES & MATERIALS




Consider work surface materials that enable and enhance collaboration. Countertops and surround can be designed with writeable finishes such as whiteboard or chalkboard laminate. Nonporous material such as solid surface for a smooth and easy to clean surface. Or alternative door materials that further enhance the design of the space.



Exchange Locker Design

Designing with purpose



	Islands	Wall Lockers	Zone Dividers	End Cap Lockers	Exchange Lockers
Bases	X	X	X	X	X
Casters & Legs	X		Legs	X	
Drawers & Cubbies	X	X	X	X	X
Different-Sized Locker Openings	X	X	X	X	X
Open Cubbies / Passthu		Cubbies	X		
Drawers	X	X	X	X	X
Smart Locks	X	X	X	X	X
Cabinets	X	X	X	X	
Planter Boxes	X	X	X	X	
Stepped Lockers		X	X		X
Media Display		X	X		
Whiteboard/Chalkboard/Tackboard Panels		X	X		
Bench Seating		X	X		
Countertop Surfaces	X			X	
Countertop Surface with Seating	X				
Phonebooths		X	X		
Door Materials	X	X	X	X	X