



CASE STUDY: SERVING STUDENT ATHLETES

Northwestern University
Evanston, Illinois



Corporate Headquarters

945 N. Oaklawn Avenue
Elmhurst, IL 60126
o: 630.350.3453
e:
info@bradfordsystems.com

Indiana Office

6231 Coffman Road
Indianapolis,
Indiana 46268
o: 317.895.0670

Missouri Office

7827 Town Square Avenue
Suite 104, O'Fallon,
MO 63368
o: 1-800-696-3453

Wisconsin Office

201 North Main Street –
Suite 360, Fort Atkinson,
WI 53538
o: 1-800-696-3453

Texas Office

13423 Blanco Rd #8036
San Antonio,
Texas 78216
o: 1-800-696-3453


‘Almost Unimaginable’

Everything about the universities in the Big Ten conference is big: big enrollments, big endowments, and big athletic programs. Until recently, Northwestern University’s athletic facilities were the exception to that rule. The prestigious institution lacked adequate space to store gear for its 500+ student athletes, and teams were

housing athletic equipment throughout various areas with only one small, central location for sports storage. As a result, student athletes had to spend a lot of time moving between various locations to work out, go to practice, grab a meal, and attend tutoring sessions.

“Before Northwestern built the fieldhouse, the Wildcats might have had the worst facilities in the power five. Northwestern’s 19 sports and 504 student athletes shared a single, modest weight room, which is almost unimaginable for a Big Ten school in the current arms race.”

- Street and Smith’s Sports Business Journal





Supporting Student Athletes

The need for a new approach to the university's athletic facilities was obvious. When the university began considering concepts for a new fieldhouse, the planning team decided that a top priority would be to support all student athletes in a new and more complete way. They wanted athletes to be able to spend more time training and studying, and less time in transit from place to place for various activities.

They decided to bring all the teams and their gear together under one roof, along with a dining area, academic support services, sports medicine, workout facilities, and more. In addition to better serving student athletes, this strategy would offer practical opportunities to streamline staff tasks like laundry and equipment repair. It would also allow programs to design storage solutions that would promote efficiency by consolidating gear and optimizing space.

Staff wanted to better serve athletes and coaches with athletic storage systems that would:

- *Consolidate gear*
- *Optimize space*
- *Save time*
- *Protect supplies and equipment*

Planning for Success


Because cramped and scattered storage can lead to inefficiency and even lost or damaged equipment, the university's equipment managers jumped at the chance to design efficient storage systems that would provide a place for everything. The planning team visited more than 60 other campuses to get inspiration and to learn from their counterparts' experiences.

One of the most common suggestions was to really think through storage

needs and to be realistic about the space needed to store gear. Because they were determined to get it right the first time, the planning team called in Chicago-based Spacesaver storage consultants to gain a better understanding of the available options. The Spacesaver consultants worked with the planning team and the project architects to design compact storage systems for the football program and for the university's Olympic sports, which include soccer, lacrosse, and tennis.

"I don't want to build something and just hope that it works out. Let's go ahead and measure an extra-large helmet, for example, to be sure we have a system that can handle everything."

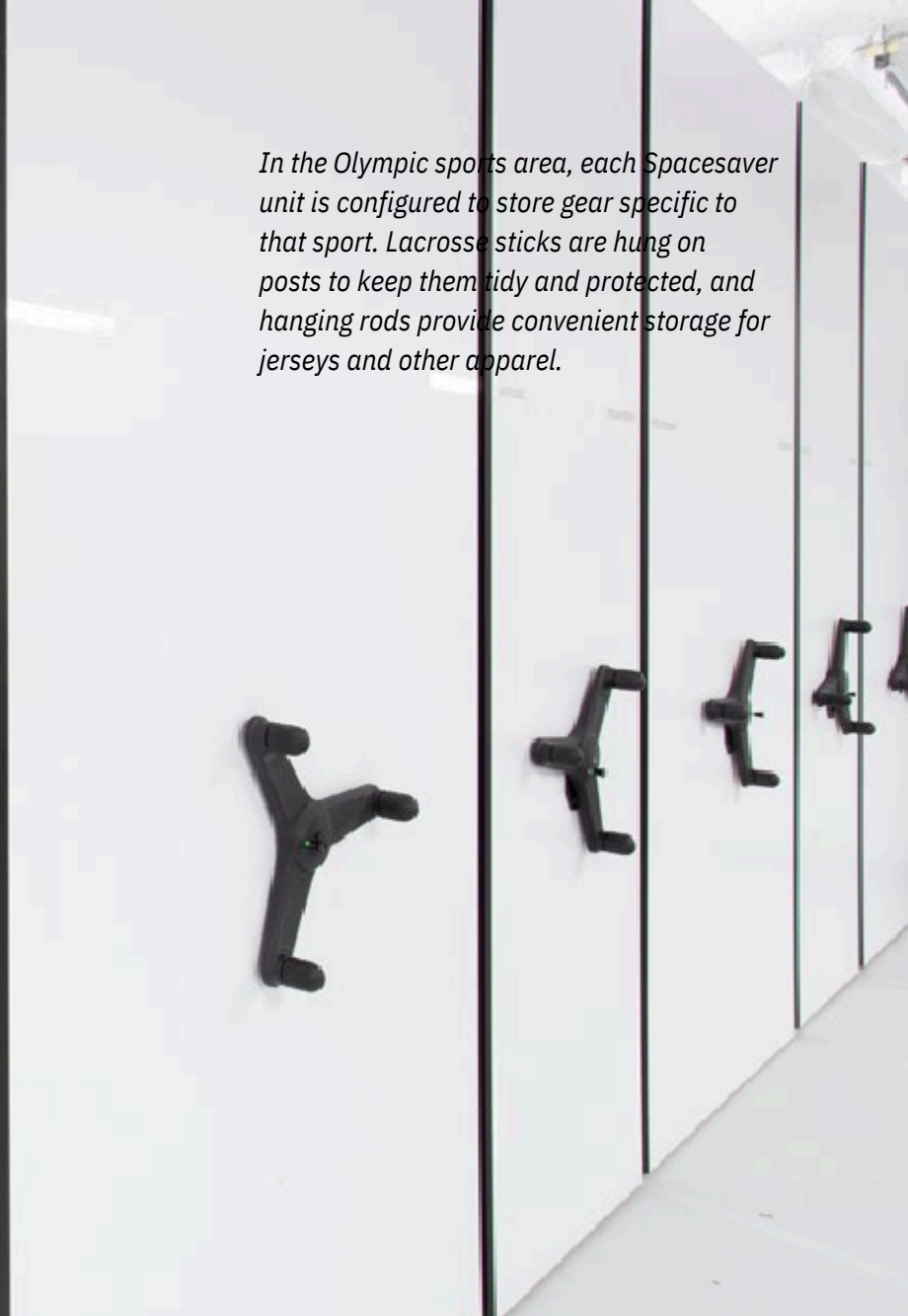
*- Michael Valentine
Assistant Athletic Director for Equipment*



The football program stores large bins on Spacesaver shelving that's perfectly sized to accommodate them, without wasting space. Bins are clearly labeled for easy retrieval, and the shelving slides along rails to optimize space.



In the Olympic sports area, each Spacesaver unit is configured to store gear specific to that sport. Lacrosse sticks are hung on posts to keep them tidy and protected, and hanging rods provide convenient storage for jerseys and other apparel.





The Spacesaver units are located near players' cubbies, so staff can efficiently retrieve items and provide them to players.

Quick, Convenient Access

The result of all that effort is a facility that makes it much easier for staff to provide student athletes with the services and equipment they need. In the Olympic sports equipment area, for example, a large work table serves as a laundry station for twelve sports. In both the football and Olympic sports areas,

clothing and equipment is stored on Spacesaver high-density systems, which consist of shelving units that move along rails. Each unit is configured to house specific gear for a particular sport with the goal of protecting equipment and providing quick, convenient access for staff.

“I’d rather spend 15 hours in planning on the front end and save 1000 on the back.”

*- Michael Valentine
Assistant Athletic Director for Equipment*

Game day coaches' wear is hung up for quick access and wrinkle-free presentation. Player jerseys are also kept on hangers.

H 1/4 ZIP

K PANTS
Y PANTS

COACH PO

BLACK SH
GRAY SHO

